

**In an  
EMERGENCY**

situation please  
be aware that I may:  
run away  
resist help  
not understand or have  
no awareness  
of danger

**WHAT IS AUTISM?**

Autism is a developmental disability that affects how a person communicates with and relates to other people. It also affects how they make sense of the world around them. It is a spectrum condition.

**AUTISM**

This means that while  
all people with AUTISM  
share certain difficulties  
their condition will affect  
them in  
different ways.....

**DO YOU HAVE ANY SPECIFIC NEEDS?**

Please notify us upon arrival so that  
we can provide you with the help and  
support to make your visit a little easier


*Designed by Emmaline Krause*

# HOW TO SUPPORT PEOPLE WITH AUTISM


*Designed by Emmaline Krause*

A single red puzzle piece.


Explain at every stage what you are about to do, what will happen next.

A single yellow puzzle piece.


Give the person enough time to understand the information you are sharing and wait a few seconds for a response if it is given immediately.

A single dark blue puzzle piece.

Questions should be clear and direct using language that is easy to understand and pictures where necessary - do not rely on the person to pick up on the meaning of your questions or body language.

A single light blue puzzle piece.


People with autism might take what you say literally so avoid words with a double meaning and humour that could be misunderstood.

A single red puzzle piece.

The environment is important - some people with autism are particularly sensitive to light, movement, sounds, smell and touch. Try to keep the immediate environment as calm as possible to help alleviate any anxiety.

A single yellow puzzle piece.

Always consider the person's behaviour in terms of his or her autism, even if it becomes challenging.

A single red puzzle piece.

Ask the person and / or parent, carer or advocate what support they might need.