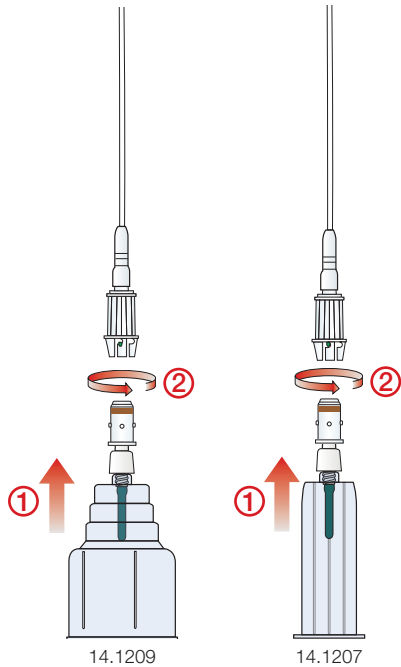


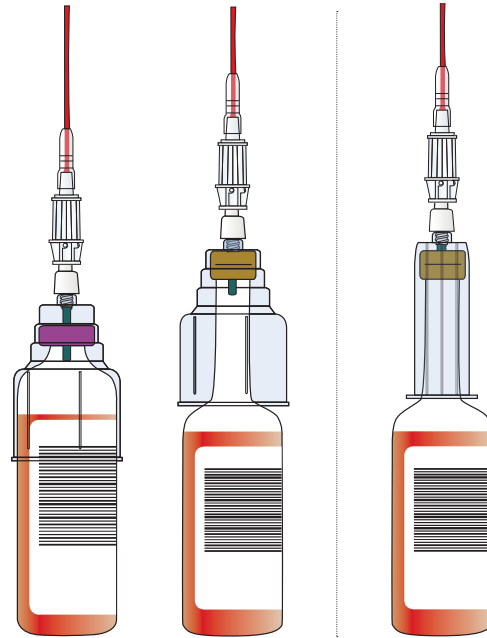
# BloodCulture-Adapter

## Instructions for Use

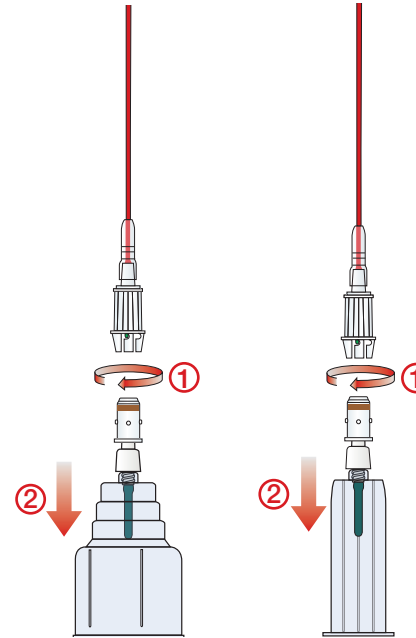
Ensure that blood collection using blood culture flasks is carried out with due regard to hygienic requirements.  
Observe the blood culture flask manufacturer's Instructions for Use.



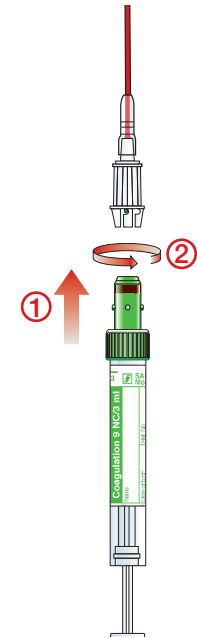
- 1) Assemble the BloodCulture-Adapter with the guide sleeve of the Safety-Multify®-Needle already in situ. Perform venipuncture.



- 2) Insert the blood culture bottle into the holder. The prepared vacuum in the blood culture bottle causes the bottle to fill automatically.



- 3) For further blood collections using the S-Monovette® detach the BloodCulture-Adapter from the guide sleeve of the Safety-Multify®-Needle.



- 4) You can now collect blood using the Safety-Multify®-Needle according to your standard procedure.

### Ordering Information

Order No.	Description	Packaging
14.1209	BloodCulture-Adapter Universal, ind. wrapped sterile	20 / box • 100 / case
14.1207	BloodCulture-Adapter LongNeck, ind. wrapped sterile	50 / box • 250 / case