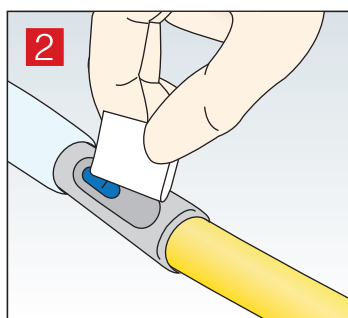
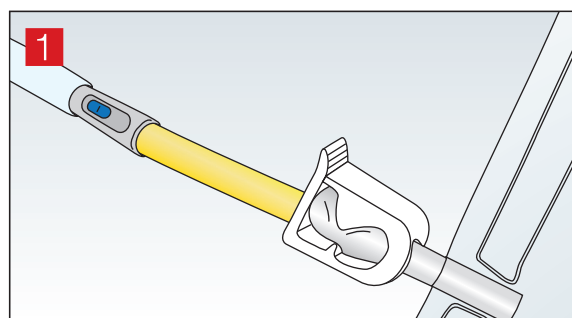
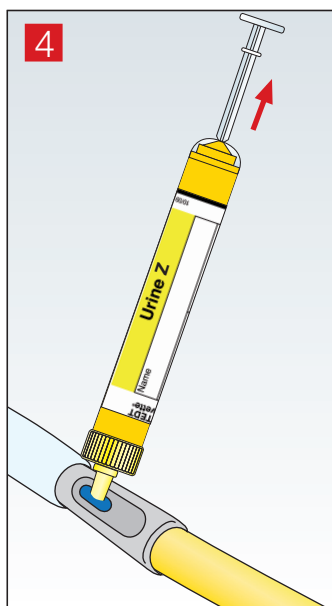
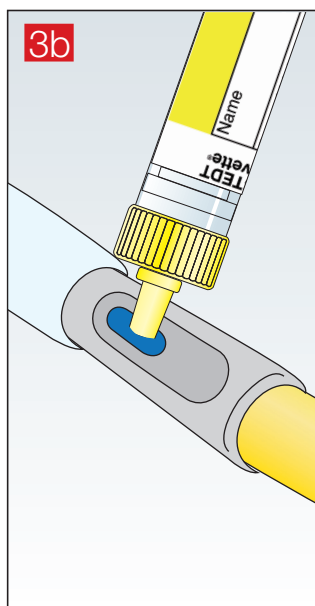
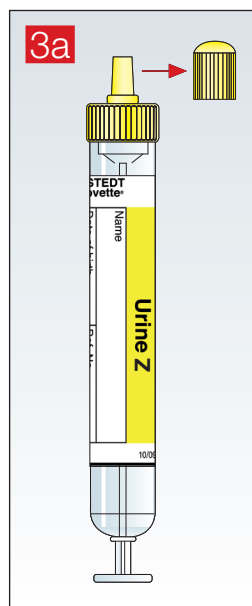


Urine-Monovette® for Sampling from Needle-free Ports

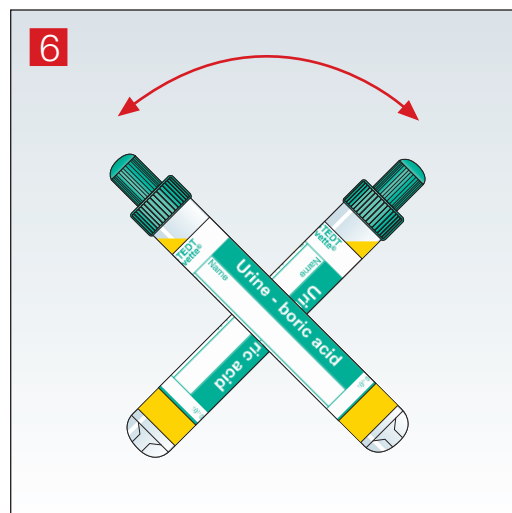
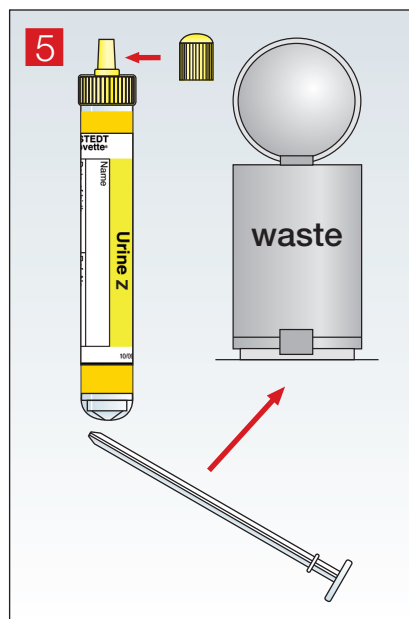
Hygienic and safe sampling



- 1) If necessary, clamp the tubing a few centimetres distal to the sampling site. The sampling segment must be filled with urine.
- 2) Disinfect the sampling site on the catheter according to institutional guidelines.



- 3a) Remove the stopper of the Urine-Monovette® and keep for later use.
- 3b) Pierce the centre of the membrane at the sampling site with the Luer tip of the sterile Urine-Monovette®.
- 4) Fill the Urine-Monovette® with urine by completely withdrawing the plunger.



- 5) Break off the plunger and throw away. Replace the stopper.
- 6) If using the Urine-Monovette® with boric acid, mix well after sample collection (tilt approximately 5 times).

Sarstedt Ltd
68 Boston Road
Leicester
LE4 1AW
Tel: 0116 235 9023
info.gb@sarstedt.com
www.sarstedt.com