

**Manchester Cytology Centre
NHS Cervical Screening Programme**

**INFORMATION PACK
FOR CERVICAL SAMPLE TAKERS
January 2025**

**The Manchester cervical screening laboratory is UKAS accredited to ISO 15189:2022
Accreditation No. 8648**

SUMMARY OF CHANGES

- The NHS Cervical Screening Management System (CSMS) replaced the previous call/recall IT system, Open Exeter, in June 2024 for the purposes of delivering NHS Cervical Screening Programme services. All staff working in the cervical screening service must ensure that they have an NHS Smartcard and that the correct Role Base Access Control permissions are in place, to enable their access to CSMS.
- The laboratory in conjunction with the North-West Screening & Immunisation Teams have put together a resource pack for Extended Access Services, Primary Care Networks and Women's Hubs/LARC Services that intend to undertake cervical screening.

SAMPLE ACCEPTANCE POLICY:

We encourage all sample takers to check on CSMS that a woman is due for her routine test before taking the cervical sample. Sample takers must check patient identifiers provided on the request form match same patient identifiers on sample vial before forwarding to the laboratory. There must be greater than 14 days validity on vials or more than the current turnaround time – whichever is greater to ensure sufficient time for transport and processing. The laboratory turnaround times can be viewed on the Cervical Sample Taker Database (CSTD) homepage.

CONTENT

| Section | Page |
|---|-------------|
| 1 Introduction | 4 |
| Contact details | 4 |
| 1.1 Clinical team | 5 |
| 1.2 Senior management team | 5 |
| 1.3 Failsafe/CSTD/Logistics team | 6 |
| 2 Quality statement | 6 |
| 2.1 Transport/LBC kits | 7 |
| 3 ThinPrep LBC cervical cytology sample collection and preparation | 8 |
| 4 Request forms | |
| Electronic requesting | 9 |
| 5 Sending the sample to the laboratory | 10 |
| 6 Reporting cervical screening results | 11 |
| 7 Patient management protocols | |
| 7.1 Independent sector cervical screening samples | 11 |
| 7.2 Inappropriate & 'Out of Programme' samples | 11 |
| 7.2.1 Abnormal looking cervix | 12 |
| 7.2.2 Young women with abnormal bleeding | 12 |
| 7.2.3 Other inappropriate tests | 13 |
| 7.2.4 Symptomatic women | 13 |
| 7.3 Follow-up after total hysterectomy | 13 |
| 8 Cervical Sample Taker Database | 14 |
| 9 Direct referral to colposcopy | 15 |
| 10 Laboratory failsafe protocol | |
| 10.1 Laboratory failsafe for colposcopy referrals | 15 |
| 10.2 Suspected non-cervical glandular neoplasia | 15 |
| 11 Sample Acceptance | 16 |
| APPENDICES | |
| Appendix A Cytology result codes and associated Read codes | 18 |
| Appendix B Sample acceptance policy – rejection categories | 19 |

1 INTRODUCTION

The Manchester Cytology Centre was selected in 2019 as the preferred bidder to deliver the cervical screening programme for the North-West area using high-risk Human Papillomavirus (HPV) testing as the primary screening test.

The department is affiliated to the North of England Pathology and Screening Education Centre (Manchester). The Cytology and Virology departments and the regional Education Centre are situated within the Clinical Sciences Building at Manchester Royal Infirmary.

The Manchester Cytology Centre is located on the first floor of the Clinical Sciences Building. Virology is located on the third floor. All visitors should access the departments via the central reception area on the ground floor.

Please note there may be occasions where a third party provider will be used to process/report cervical cytology samples. This may affect turnaround times. All services will be informed of any potential delays should this occur.

Contact Us

Address

**Manchester Cytology Centre
First Floor, Clinical Sciences Building
Manchester Royal Infirmary
Oxford Road, Manchester
M13 9WL**

Telephone enquiries

| | |
|----------------------------|---------------|
| Urgent & general enquiries | 0161 276 5111 |
| Clinic kits | 0161 276 5172 |

General email enquiries

cyto.pathology@mft.nhs.uk

Patient-related email enquiries

mft.mcc@nhs.net

Opening Hours

The department is open for enquires from 9.00am – 5.00pm, Monday to Friday (except bank holidays)

Clinical Advice

A Consultant Cytopathologist or Consultant Biomedical Scientist (CBMS) is available to answer gynaecological queries, discuss any aspect of the cytology report and provide advice on patient management from 9.00am – 5.00pm, Monday to Friday. Telephone 0161 276 5111

Clinical advice is also provided at multi-disciplinary team meetings. The clinical lead or CBMS team will respond to written enquiries.

Technical Advice

Lead and Advanced Biomedical Scientists are available for technical advice, Monday to Friday 9.00am – 5.00pm. Telephone 0161 276 5111

Visiting the laboratory

The Manchester Cytology Centre welcome requests from clinicians who may want to visit the department and speak with cytology staff to discuss any aspect of the service we provide. A video showing the different aspects of the cervical screening laboratory, is also available.

Visits by medical staff can be arranged by contacting Dr Madeleine Chau

1.1 Clinical Team

| | | |
|-------------------|---|---------------|
| Dr Leena Joseph | Clinical lead, cervical screening | 0161 276 5103 |
| Dr Madeleine Chau | Consultant cytopathologist | 0161 276 5108 |
| Dr Supriya Dhar | Consultant cytopathologist | 0161 276 5109 |
| Dr Louise Hesketh | Consultant clinical scientist Virology | 0161 276 8853 |
| Dr Alex Sargent | Clinical scientist HPV lead & pathway manager | 0161 276 5174 |
| Peter Heptinstall | Consultant Biomedical Scientist Manager of NEPSEC (Manchester) | 0161 276 5118 |
| Chris Evans | Consultant Biomedical Scientist | 0161 701 1443 |
| Antonia Tweed | Consultant Biomedical Scientist | 0161 701 1946 |
| Sarah Ferris | Consultant Biomedical Scientist | 0161 701 4708 |
| Nadira Narine | Consultant Biomedical Scientist | 0161 701 7570 |

1.2 Senior Management Team

| | | |
|------------------|---------------------------------|---------------|
| Jackie Medlock | Cytology Laboratory Manager | 0161 276 5120 |
| Adanna Ehirim | Lead Biomedical Scientist (BMS) | 0161 276 5119 |
| Sehrish Chaudhry | Lead Biomedical Scientist | 0161 276 5119 |

1.3 Failsafe/CSTD/Logistics

| | | |
|-----------------|-------------------------------------|---------------|
| Joanne Ward | Failsafe/CSTD/Logistics Manager | 0161 701 0209 |
| Gloria Lander | Failsafe/CSTD/Logistics Coordinator | 0161 276 5172 |
| Sandra Perry | Failsafe/CSTD/Logistics Coordinator | 0161 276 5123 |
| Natalie Mathews | Failsafe/CSTD/Logistics Coordinator | 0161 701 0174 |
| Ella Haywood | Failsafe/CSTD/Logistics Coordinator | 0161 276 5112 |
| Andrea Brown | Failsafe/CSTD/Logistics Coordinator | 0161 276 5129 |

2 QUALITY STATEMENT

The Manchester Cytology Centre is fully accredited by UKAS to ISO 15189:2022 – accreditation number: 8648. All cervical samples are processed and screened following NHS Cervical Screening Programme guidelines and the regional Screening Quality Assurance Services (SQAS) recommendations.

The NHSCSP HPV primary screening patient care pathway can be found at:

<https://www.gov.uk/government/publications/cervical-screening-care-pathway>

The cervical screening service participates in the regional gynaecological and technical EQA schemes, and the performance of all screening and reporting staff is monitored in accordance with NHSCSP guidelines.

HPV testing is undertaken by Virology, the department participates in two UK National EQA schemes.

The management and staff teams within the department are committed to providing a quality service to our users. We aim to continually improve our service through internal audit and annual feedback from our users. If you do have a complaint, concern or compliment about any aspect of the service, this should be addressed to the Cytology Laboratory Manager or Lead Biomedical Scientists.

2.1 TRANSPORT AND THINPREP LIQUID BASED CYTOLOGY (LBC) CLINIC KITS

Sample collection and transport

Hospital transport services collect samples from Practices/Clinics within their geographical area and deliver to the local Trust hospital hub. The laboratory has arrangements in place for collection of samples from hospital hubs to the Manchester Cytology Centre by Division of Laboratory Medicine and department contracted sample courier services. If there are any issues relating to the provision of LBC kits, please contact the department on 0161 276 5172.

Posting LBC vials

Occasionally it may be necessary to post a sample vial to the laboratory. If this is the case, then please be aware that:

Royal Mail will only transport UN3373 diagnostic specimens if they are packaged following packaging instruction P650 and,

- Sent by first class post or special delivery to an inland address only.
- The packet is marked with the sender's name, telephone number and address.

LBC clinic kits

The laboratory will arrange delivery of a supply of ThinPrep LBC clinic kits to primary care practices and hospital clinic locations. Each practice/clinic completes an e-order form for ThinPrep clinic kits indicating the number of kits required over a 3-month period, the form should be returned by email to the Logistics Coordinators Cyto.Pathology@mft.nhs.uk Two weeks' notification is required by the laboratory to ensure supplies are available and provided prior to stocks running out at the practice/clinic. For any enquiries regarding LBC kits please contact the department on 0161 276 5172. You can email kit orders using the form on <https://mft.nhs.uk/the-trust/other-departments/laboratory-medicine/cytology/gynaecological-cytology/transport-and-lbc-kits/>

LBC kits stock rotation

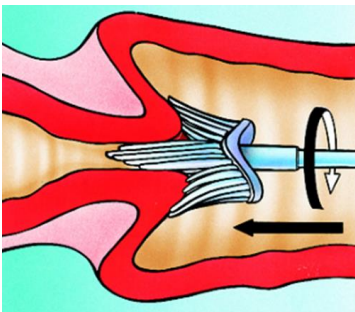
Please be aware that LBC vials have an expiry date, and it is the sample takers responsibility to ensure that there is stock rotation and to check that the vials they are using have not passed the expiry date as printed labels containing patient details often obscure the expiry date once attached to the vial. Please ensure the expiry date on the vial is at least 14 days after the sample has been taken or more than the current turnaround time – whichever is greater to ensure sufficient time for transport and processing. The current turnaround times can be viewed on the CSTD homepage. LBC vials should be stored between 15 and 30 °C. If samples are to be stored prior to collection for any length of time, they should be stored at room temperature. Vials **must** not be stored in a fridge.

Manchester Cytology Centre

PREPARING A THINPREP LBC SAMPLE

IMPORTANT NOTICE

*If the broom head is left in the vial the sample will be reported as **inadequate***



OBTAIN an adequate sample from the cervix using a broom-like device. Insert the central bristles of the broom into the endocervical canal deep enough to allow the shorter bristles to fully contact the ectocervix. Push gently, and rotate the broom in a **CLOCKWISE** direction **FIVE TIMES**



RINSE the broom as quickly as possible into the PreservCyt® Solution vial by pushing the broom into the bottom of the vial **10 TIMES**, forcing the bristles apart. As a final step, swirl the broom vigorously to further release material. Examine the broom for residual material and repeat if necessary

DISCARD THE BROOM – DO NOT LEAVE THE BROOM HEAD IN THE VIAL



TIGHTEN the cap so that the torque line on the cap passes the torque line on the vial

Label the vial with the patient identifiers

- FORENAME
- SURNAME
- DATE OF BIRTH
- NHS NUMBER

For further copies please contact the laboratory or visit the CSTD:

Manchester Cytology Centre
Manchester Royal Infirmary
Oxford Road, Manchester
M13 9WL
Tel: 0161 276 5111

Manchester Cervical Sample Taker Database
Type 'Manchester CSTD' into a web browser


4 REQUEST FORMS

The national HPV primary screening implementation guide recommends the universal implementation of GP electronic test requesting as an opportunity to improve the transportation and tracking of samples between the primary care collection points and the centralised laboratory.

Electronic requesting: Please contact the Laboratory IT support team to set up electronic requesting in your practice/clinic.

Telephone 0161 276 4079 Email labs.sd@mft.nhs.uk

Paper request forms: These are being actively phased out by the laboratory and should only be used when electronic requesting is not available due to IT issues. In this case, the paper request form (see below) should be completed in full, with information PRINTED legibly or a printed label containing patient demographics can be used. The paper request form can be found on the Division of Laboratory Medicine external facing website.

| Cervical Screening Request Form | |  | | SPECIMEN LABEL |
|---|--|---|--|---------------------------------|
| <small>MANUAL FORM: ***ONLY FOR USE DURING IT FAILURE***</small> | | | | <small>FOR LAB USE ONLY</small> |
| Patient Details | | Requester Details | | |
| NHS No.: | Gender: | Sample Taker: | | |
| Surname: | | PIN Number: | | |
| Forename: | | GP/Clinician: | | |
| DOB: | | Source Location: | | |
| Address: | | <i>If a copy report is required, please provide details below</i> | | |
| Postcode: | | Copy GP Name: | | |
| | | National Code: | | |
| Request Details | Sampling Site | Condition | Cervical Appearance | |
| Date of request: | Cervix <input type="checkbox"/> | Pregnant <input type="checkbox"/> | Normal <input type="checkbox"/> | |
| LMP: | Vault <input type="checkbox"/> | Post-natal <input type="checkbox"/> | Ectopy <input type="checkbox"/> | |
| Previous test date: | Trachelectomy <input type="checkbox"/> | IUCD <input type="checkbox"/> | Cervicitis <input type="checkbox"/> | |
| Reason for Sample | Abnormal Bleeding | Other hormones <input type="checkbox"/> | Polyps <input type="checkbox"/> | |
| Call <input type="checkbox"/> Recall <input type="checkbox"/> Prev. abn. <input type="checkbox"/> | PMB <input type="checkbox"/> | Oral contraceptives <input type="checkbox"/> | Stenosis <input type="checkbox"/> | |
| Post-treatment <input type="checkbox"/> Annual <input type="checkbox"/> | IRB/IMB <input type="checkbox"/> | Post-menopausal <input type="checkbox"/> | Abnormal <input type="checkbox"/> | |
| Previous inad. <input type="checkbox"/> Opportunistic <input type="checkbox"/> | PCB <input type="checkbox"/> | None <input type="checkbox"/> | Unable to visualise <input type="checkbox"/> | |
| Clinical Details: | | | | |
| | | | | |
| Signature: | | | | |
| SECTION FOR LABORATORY USE ONLY | | | | |
| Expiry date of vial: | | Unknown – date obscured / unable to be identified <input type="checkbox"/> | | |
| Broom check: | No broom present? <input type="checkbox"/> | Cervex broom present? <input type="checkbox"/> | Broom Removed? <input type="checkbox"/> | |
| | Initials: _____ | EndoCx brush present? <input type="checkbox"/> | Initials: _____ | |
| Date of receipt: | | | | |
| History check code: | | | | |
| Error Code and reason: | | | | |
| Laboratory comments: | | | | |

The provision of information relating to previous biopsies (punch biopsy, LLETZ/loop, cone etc) with histology grade and date of biopsy, and details of any other treatment are **ESSENTIAL** to ensure correct patient management is given.

NHS number: The NHS number **MUST** be used whenever it is available as this is the unique patient identifier. In addition, forename, surname and date of birth must be given.

PIN codes: The GMC, NMC or Physician Associate (MVR) number is the unique sample taker identifier or PIN code. This information **MUST** be provided on all request forms. The sample taker name should also be printed clearly. If a PIN code is not given, is illegible or the sample taker is not registered on the CSTD, this is reportable to the Screening & Immunisation Team so that enquiries can be made to determine if the sample taker is validated to take cervical screening samples.

5 Sending the sample to the laboratory

Sample: The label on the sample vial **must** record the forename (or initial), surname and date of birth, and the NHS number (if known) to allow matching of the vial with the request form. After labelling, the sample should be placed in the large pouch of the specimen bag and the request form folded and placed in the smaller pouch. The bag must be securely sealed using the available adhesive strip.

Sample taking supplies



6 Reporting cervical screening results

The laboratory provides cervical screening results to approximately 1200 primary care and hospital clinic locations who receive their results electronically. The result is sent to a nominated destination within the practice/clinic to ensure all reports are seen and actioned. Read codes for recording the result on GP clinical systems are provided in **Appendix A**

The Cervical Screening Administration Service (CSAS) receive an electronic copy of the report to update the woman's cervical screening history on the Cervical Screening Management System.

7 PATIENT MANAGEMENT PROTOCOLS

7.1 INDEPENDENT SECTOR CERVICAL SCREENING SAMPLES

All eligible women (aged from 25-64) will automatically receive their invitation letter from CSAS to attend for screening. Women who have cervical samples taken outside the NHS cervical screening programme may contact their GP to say that they have had cervical screening in the private sector. The GP/practice should then advise the woman that her private cervical screening test results are not routinely captured in the NHS cervical screening programme (NHSCSP) and that she is eligible for her routine test and should attend for this.

However, please be aware that there should be a 3-month interval between any private sample, and one taken as part of the NHSCSP to ensure an acceptable sample has been taken.

7.2 INAPPROPRIATE AND 'OUT OF PROGRAMME' SAMPLES

Recall intervals for cervical screening

- Routine 3 yearly recall between the ages of 24 years, 6 months to 49 years inclusive
- Routine 5 yearly recall between the ages of 50 to 64 years inclusive
- Cease cervical screening at age 65 years, only screen those who:
 - Have never had a screening test and now request one
 - Did not attend for their last test when aged 60 or over and now wish to have a screening test
 - If the last 3 tests included an abnormal result and/or she is on follow-up for treatment of CIN/CGIN/invasive cancer
 - Over 65 and had fewer than 3 consecutive negative tests **and** patient has had a recall issued by CSAS.

7.2.1 Abnormal looking cervix

If there is a clinical suspicion of cervical disease, a cervical screening test i.e. an HPV test is not the appropriate test to investigate the symptoms.

Cervical cancer is rare in the UK. Many regular sample takers will never see a single case. Signs of malignancy include:

- An enlarged cervix where the surface is irregular and friable, crumbling to the touch
- Large blood vessels which bleed freely when rubbed by the end of the speculum
- An offensive, watery discharge may also be present.

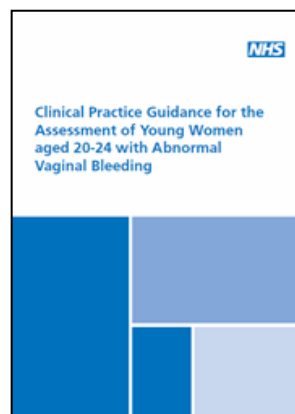
If the cervix bleeds with clinical suspicion of malignancy and the sample taker considers the cervical appearance is suspicious of malignancy, the sample taker must make a suspected cancer pathway referral for the woman (individual). A sample should not be taken. Cervical screening is not a diagnostic tool.

7.2.2 Young women with abnormal bleeding

Women below the screening age range who present with symptoms such as postcoital bleeding or intermenstrual bleeding should be managed as per the recommendations in “Clinical Practice Guidance for the Assessment of Young Women aged 20-24 with Abnormal Vaginal Bleeding”. Cervical screening does not form part of this management pathway. Note, this includes women under the age of 20 years.

The guidance states that women experiencing vaginal bleeding after sex and in-between periods require a pelvic examination. Vaginal bleeding is extremely common and can be caused by a range of different problems, including cervical ectropion, hormonal changes due to the contraceptive pill or benign cervical polyps or sexually transmitted infections such as chlamydia. The guidance explains the types of questions that practice nurses and GPs need to ask to establish if symptoms could be related to cervical cancer. A trained nurse or registered physician associate may perform a speculum examination. A trained GP can perform a pelvic examination.

https://www.gov.uk/government/uploads/system/uploads/attachment_data/file/436924/doh-guidelines-young-women.pdf



7.2.3 Other inappropriate tests

The following are **not** acceptable reasons to take a cervical screening sample:

- On taking or starting to take an oral contraceptive
- On insertion of an intrauterine contraceptive device (IUCD)
- On taking or starting to take hormone replacement therapy (HRT)
- In association with pregnancy – either antenatally or postnatally, or after termination unless a previous screening test was abnormal
- Women with genital warts
- Women with a vaginal discharge
- Women with pelvic infection
- Women who have had multiple sexual partners
- Women who are heavy cigarette smokers
- Family members with history of cervical cancer

7.2.4 Symptomatic women

Women with symptoms of cervical cancer should be referred for gynaecological examination. Cervical screening i.e., an HPV test is not an appropriate investigation for:

- Postcoital bleeding
- Intermenstrual bleeding
- Postmenopausal bleeding
- Persistent vaginal discharge

7.3 Follow-up after total hysterectomy

Women who require vaginal vault sampling following surgery are not included in the NHS Cervical Screening Programme. Vault samples should be taken in a hospital setting only and therefore women requiring this should be referred to colposcopy or remain at colposcopy until all required vault samples have been undertaken.

The laboratory will reject vault samples taken in primary care.

The clinical indications for taking a vault sample are stated in 'Cervical screening: Programme and colposcopy management.

<https://www.gov.uk/government/publications/cervical-screening-programme-and-colposcopy-management>

8 CERVICAL SAMPLE TAKER DATABASE (CSTD)

The CSTD was launched in April 2017. Staff in the laboratory worked with the IT department and the Screening and Immunisation Teams to populate the database with sample taker details including the dates of sample taker training. Practice managers and sample takers can access reports on inadequate rates and the number of rejected samples via links to the CSTD. User guides have also been produced to enable both practice managers and sample takers make maximum use of the database. The department sends email reminders at 3-months and 6-months to sample takers stating when their next update training is due, hence the last training date must be recorded on the CSTD for all sample takers. An email is also sent to the sample taker post expiry date.

Registration on the CSTD is mandatory to support sample acceptance and unregistered sample takers may be reported to the Screening and Immunisation Teams to prevent screening incidents.

More information on the CSTD is given on the Division of Laboratory Medicine external facing website.

<https://mft.nhs.uk/the-trust/other-departments/laboratory-medicine/cytology/cervical-sample-takers-database/>

The above link provides access to current CSTD user guides for:

- Training providers
- Practice managers or lead clinicians e.g. lead colposcopists
- Sample takers

9 DIRECT REFERRALS TO COLPOSCOPY

The laboratory has well-established systems for direct referral to all the colposcopy units in Greater Manchester, Cumbria, Lancashire and Cheshire & Mersey. It provides details of the cervical screening result to allow efficient allocation of appointments to ensure women at highest risk get the earliest appointments.

All primary care samples and tests taken in hospital clinics (except colposcopy) where a recommendation for colposcopy assessment has been advised are included in the direct referral process.

Patient identifiable data and test results are sent via secure nhs.net to nhs.net email addresses.

10 FAILSAFE

All colposcopy referrals are subject to laboratory failsafe and the guidance issued by the NHSE Cervical screening: cytology reporting failsafe (primary HPV).

<https://www.gov.uk/government/publications/cervical-screening-cytology-reporting-failsafe/cervical-screening-failsafe-guidance>

10.1 Laboratory failsafe for colposcopy referrals

All colposcopy referrals are included in laboratory failsafe procedures and an enquiry is generated if a colposcopy outcome is not notified to the laboratory within the predetermined timescales. It is important that sample takers are aware that they still have overall responsibility for ensuring the patient attends colposcopy, even when direct referral is in operation, and they should respond accordingly when a failsafe enquiry letter is sent. Any cases where an outcome is not available are audited by the laboratory clinical support for CSPL.

10.2 Suspected non-cervical glandular neoplasia

The department has a separate protocol for the referral of suspected glandular abnormalities of non-cervical origin. This involves contacting the GP or sample taker prior to authorising the report to discuss the result and explain that an urgent referral to gynaecology is required. The GP must make the referral to gynaecology as there is no direct referral pathway for this group of women.

11 SAMPLE ACCEPTANCE

The national sample acceptance policy was published in April 2017 and implemented from 1st September 2017.

<https://www.gov.uk/government/publications/cervical-screening-accepting-samples-in-laboratories>

By following the national guidance and rejecting samples that fail to meet the sample acceptance criteria, the laboratory will ensure that:

1. The correct test result is issued to the correct women who attends for cervical screening
2. There is a reduction in the time taken to issue cervical screening results

Cervical screening samples must satisfy minimum requirements and any errors that compromise the safety of the patient will result in the sample being rejected.

Essential data requirements are:

- Patient's full name i.e. first name and surname (2 identifiers)
- Patient's date of birth
- NHS number
- Patient address
- Name & address of GP
- Name and address of sender
- Sample taker personal ID – GMC, NMC or PA number

To link the request form to the sample vial, at least 3 legible matching patient identifiers must be given on both the form and vial, see bullet points:

| Vial: | Form: |
|---|--|
| <ul style="list-style-type: none"> • Full forename or initial • Full surname • Date of birth • NHS number | <ul style="list-style-type: none"> • Full forename • Full surname • Date of birth • NHS number |

All rejections are coded in the laboratory with the relevant error code. This provides the laboratory with a means of auditing rejected samples and providing feedback to the Screening and Immunisation Teams

Minor discrepancies

Minor discrepancies will be accepted as the patient identity is known.

1. Spelling error in patient name but the name sounds the same (homonyms)
2. Transposition of a single digit within the date of birth or NHS number
3. Specimen without form, or vice versa – contact the sample taker to seek an explanation
4. Request form without sender details – check CSMS and phone GP to confirm

Major discrepancies

Major discrepancies constitute a serious risk as the patient identity is uncertain and the sample must be rejected.

1. Absence of two or more essential data items
2. Mismatch between the vial and the form
3. Two or more minor discrepancies
4. Unlabelled vial

See Appendix B – rejection categories

Appendix A Cytology result codes and associated Read codes

| Cervical screening report terminology | Result code on CSMS | Read code |
|---|----------------------------|------------------|
| Inadequate/ High-risk Human Papillomavirus (HR-HPV) Unreliable | 1 | 4K21 |
| Negative | 2/N | 4K22 |
| Borderline change in squamous cells | 8/B | 4K290 |
| Borderline change in endocervical cells | 9/E | 4K291 |
| Low-grade dyskaryosis | 3/M | 4K2J |
| High-grade dyskaryosis (moderate) | 7 | 4K2K |
| High-grade dyskaryosis (severe) | 4 | 4K2L |
| High-grade dyskaryosis? Invasive squamous carcinoma | 5 | 4K2M |
| ? Glandular neoplasia of endocervical type | 6 | 4K2N |
| ? Glandular neoplasia (non-cervical) | 0/G | 4K2P |
| High-risk Human Papillomavirus (Hr-HPV) not detected | X | 4K3E |

Appendix B Sample acceptance policy – rejection categories

| Error code | Reason for rejection |
|------------|--|
| E1 | Vial, no form |
| E2 | Form, no vial |
| E3 | Unlabelled vial |
| E4 | Partially labelled vial |
| E5 | Discrepant details on vial & form |
| E6 | Insufficient patient ID on form |
| E7 | Patient details differ from cytology LIMS/CSMS |
| E8 | Invalid sample taker PIN |
| E9A | Vial leaked, no fluid |
| E9B | Incorrect sample container used |
| E10 | Illegible patient details on form or vial |
| E11 | Out of programme sample due to: A- Under 24 ½ years B- Over 65 years C- Early repeat D- Vault sample taken in primary care E- Post-radiotherapy treatment |
| E12 | Out of date vial |